

# Energy Insecurity in Texas


Opportunities for renewable energy in underserved communities



Prepared for UT Renewable Energy Law Institute  
January 25, 2021

1

About  
TEPRI



## Mission:

Inspire lasting energy solutions

## Approach:

Link community voices with science, data,  
and innovative partnerships

Deliver best available information to  
decision-makers

## Outcomes:

Energy poverty reduction  
Economic development  
Community well-being

2

2

# Definitions

**Energy Poverty:** a household does not have access to essential energy services or it cannot afford the services to maintain a healthy lifestyle

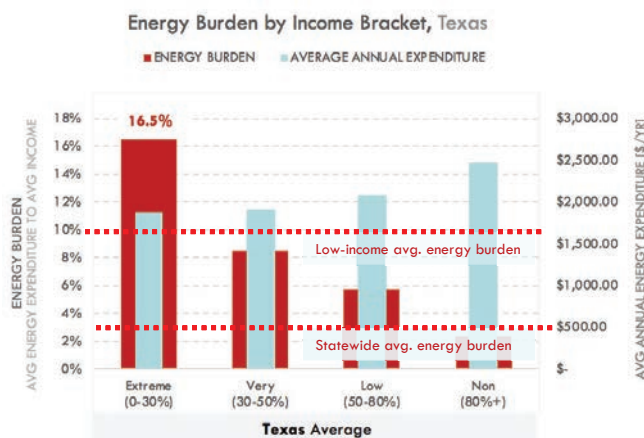
**Energy Burden:** the percentage of household income that is needed to cover home energy expenses

**Energy Affordability Gap:** the difference between actual home energy bills and affordable home energy bills for the entire population where affordable energy is  $\leq 6\%$  energy burden

LEAD DATA ANALYSIS

## Energy Burden in Texas

This chart compares the energy burden average for Texas across the income brackets.



**41% Low-income Population**  
Of the 9+ million households in Texas, 41% are 0-80% AMI (~3.8 million)

**10% Low-income Energy Burden**  
For all low-income households in Texas, the average energy burden is 10%

**3% Statewide Average**  
For all households in Texas, the average energy burden is 3%

# Drivers of Household Energy Burden

## Physical

- Building envelope
- HVAC
- Appliances
- Extreme weather

## Economic

- Chronic hardship
- Sudden hardship
- Inability to invest

## Policy

- Insufficient or inaccessible programs
- Certain rate design practices

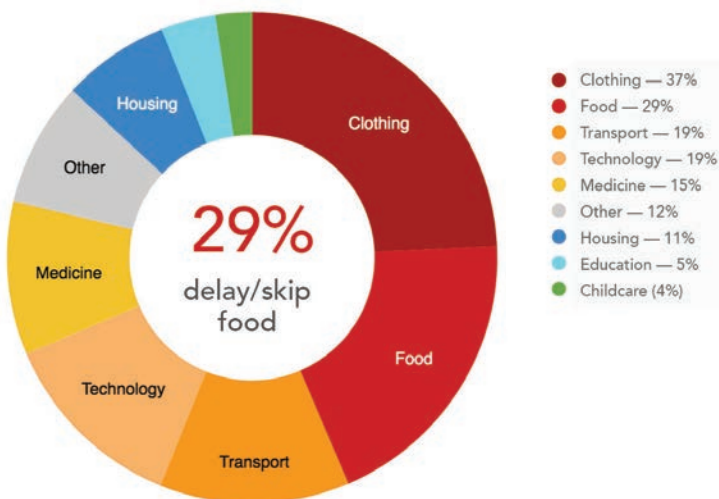
## Behavioral

- Limited program awareness
- Lack of energy conservation education
- Increased usage

Adapted from: *Lifting the High Energy Burden in America's Largest Cities: How Energy Efficiency Can Improve Low Income and Underserved Communities*, by Ariel Dreholz and Lauren Ross

LICP SURVEY INSIGHT

## Trade-offs



36% of the 18- to 24-year-old segment identified that they delay or skip **food** because of their utility bills.



### Survey Question

Do your utility bills cause you to delay or skip necessary spending or payments in any of the following categories? Please select all of that apply.

Find the full text of this and thousands of other resources from leading experts in dozens of legal practice areas in the [UT Law CLE eLibrary \(utcle.org/elibrary\)](https://utcle.org/elibrary)

Title search: Energy Insecurity in Texas: Opportunities for renewable energy in underserved communities

Also available as part of the eCourse

[2021 Renewable Energy Law eConference](#)

First appeared as part of the conference materials for the  
16<sup>th</sup> Annual Renewable Energy Law Institute session

"Energy Insecurity and Other Issues for Underserved Communities"