

Texas Supreme Court By the Numbers

Don Cruse
Law Office of Done Cruse
512-853-9100
don.cruse@texasappellate.com

Last Year's Talk Was About Patterns

"What Are the Odds?"
Texas Supreme Court Docket Update 2020
By Pamela Stanton Baron and Don Cruse

By Pamela Stanton Baron and Don Cruse

I. SCOPE

This paper examines the Texas Supreme Court's docket as of May 31, 2020. The statistics provided are unofficial numbers, compiled by the authors with assistance from public data, case docket sheets, and data compiled on Don Cruse's website <https://scotxblog.com>.

Of the 86 deciding opinions issued in the term ended August 31, 2019, 15 opinions, or 18%, were per curiam opinions. In the current term, as of May 31, 2020, the Court has issued 28 per curiam opinions.

Days from Oral Argument to Decision	Count
173	1
157	1
111	1
121	1
114	1
115 days (5 months)	1

Year	Percentage
2018	57%
2019	47%
2020 YTD*	322
2019	39%

Year	Percentage
2018	68%
2019	48%
2020 YTD*	45%
2019	39%

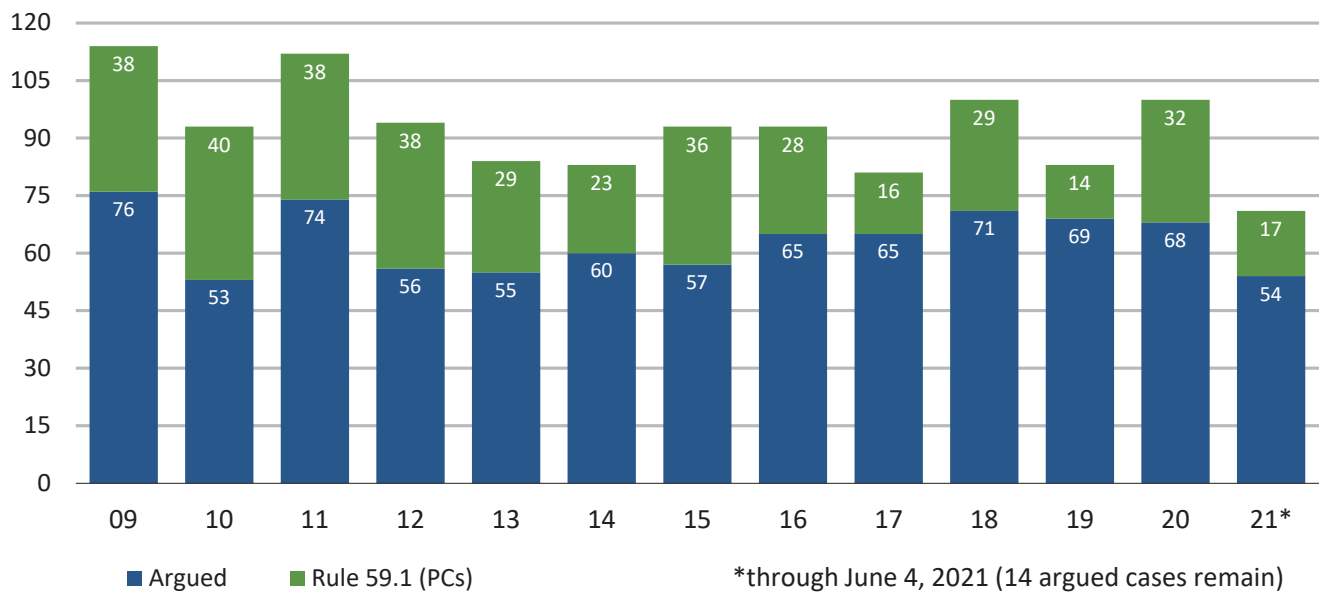
After understand how the odds not captured on the Court's 'docket' is not how courts view a given term, and they tend to be of the review process.

the first week of May 2020, before the internal case management system.

The Court has adhered to its seasonal patterns during COVID

3

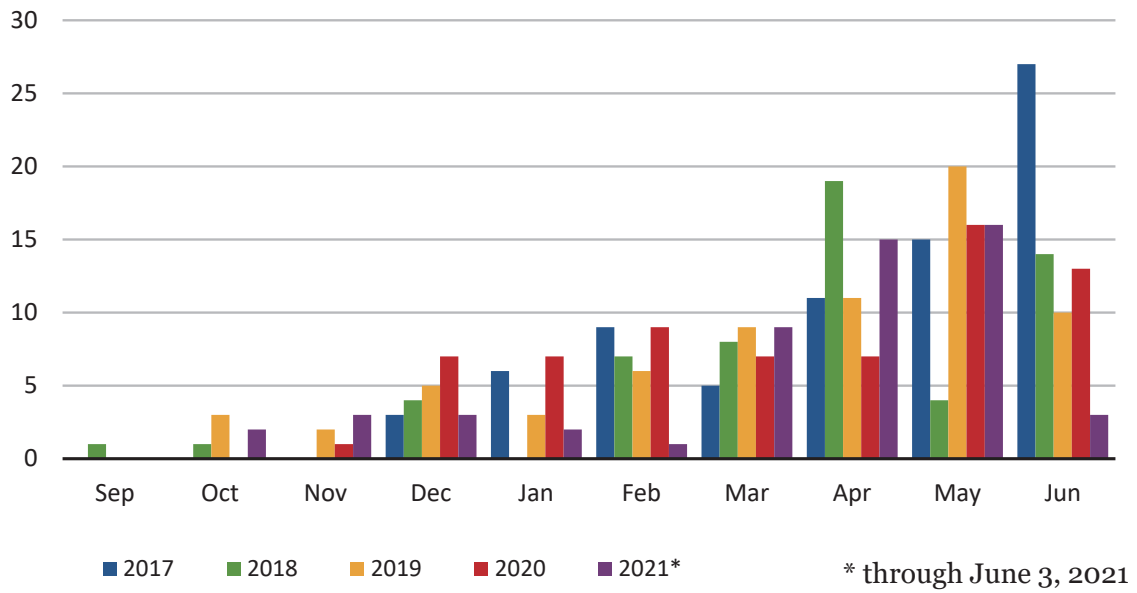
Opinion Output Is Steady



4

When are opinions issued?

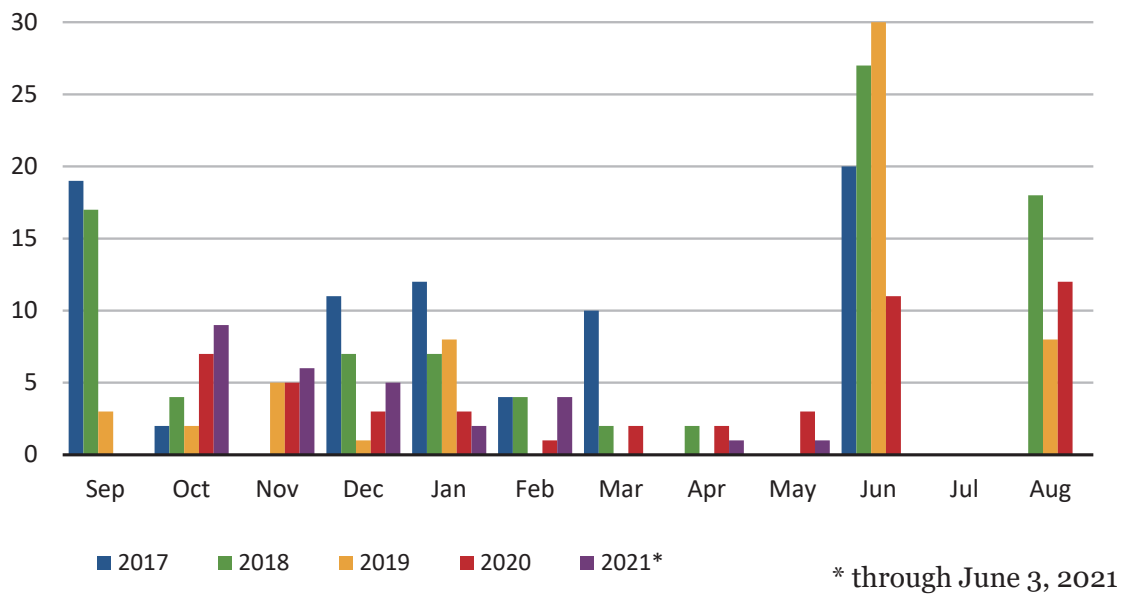
Excluding Rule 59.1 cases and “corrected” opinions



5

When are grants of review made?

Petitions for review only



6

Find the full text of this and thousands of other resources from leading experts in dozens of legal practice areas in the [UT Law CLE eLibrary \(utcle.org/elibrary\)](https://utcle.org/elibrary)

Title search: Texas Supreme Court by the Numbers

Also available as part of the eCourse

[2021 eConference on State and Federal Appeals](#)

First appeared as part of the conference materials for the
31st Annual Conference on State and Federal Appeals session
"Texas Supreme Court by the Numbers"