

# The Global Patent Landscape

23rd Annual Advanced Patent Law Institute

The University of Texas School of Law, Austin, TX

November 2, 2018

Technical Minds. Legal Muscle.

## The Times They are a Changin'

### The Old World







- Slow-moving innovation
- Focus your IP strategy at home
- Pick your market and let the legal strategy follow

### In a Global Economy:

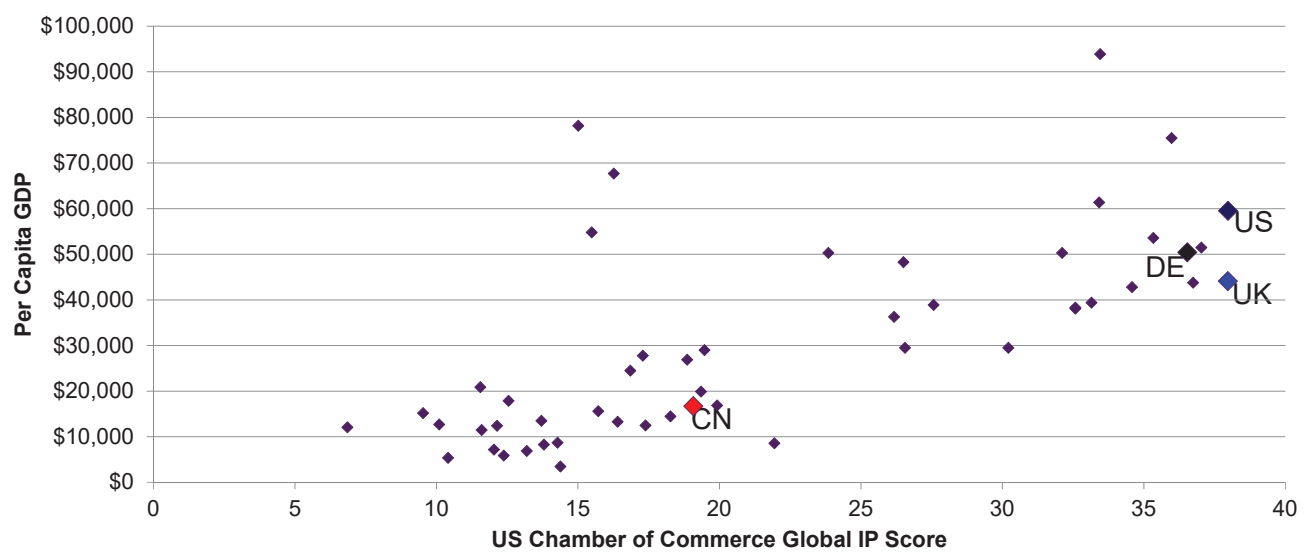
- Protect products and services globally
- Choose where to enforce, but must coordinate efforts worldwide
- Increased pressure to maximize ROI on IP expenditure



# The Global Patent Landscape

	Population	GDP	Perception of Patent Value
	326M	\$20T	
	508M	\$19T	
	1.4B	\$12T	

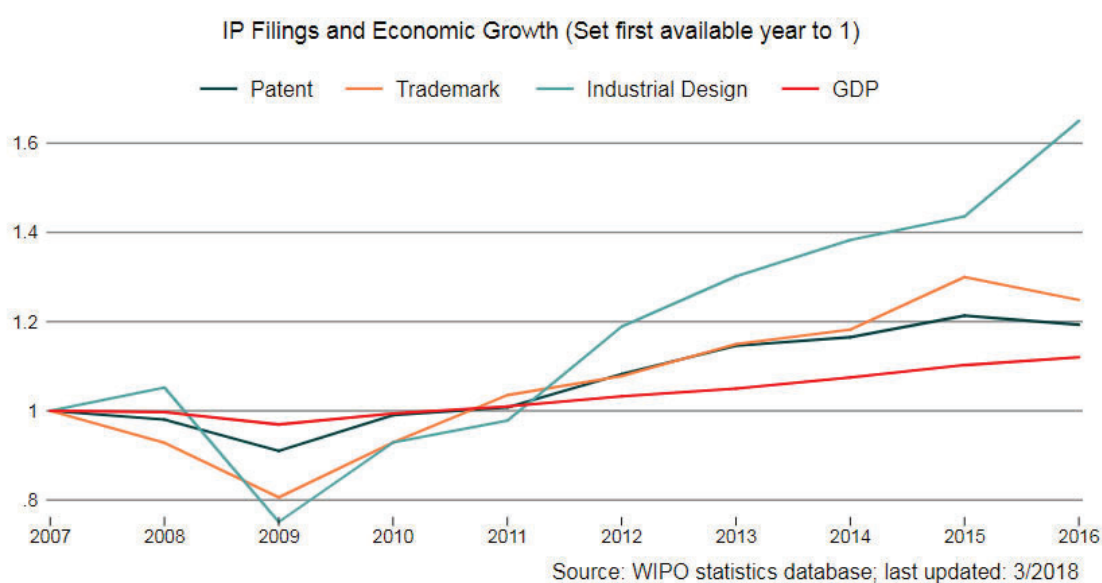
## Per Capita GDP vs. Global IP Score



## Key IP Strength Metrics

	US	UK	Germany	China
US COC International IP Index Overall Rank, 2018	1	2	5	25
US COC Patent Rank, 2018	12	10	3	20
TaylorWessing Overall, 2016 (2008)	<b>Tier 4 (Tier 1)</b>	Tier 1 (Tier 1)	Tier 1 (Tier 1)	<b>Tier 4 (Tier 5)</b>
TaylorWessing Patent, 2016 (2008)	<b>Tier 2 (Tier 1)</b>	Tier 1 (Tier 1)	Tier 1 (Tier 1)	<b>Tier 4 (Tier 5)</b>

## Filing Statistics: United States



Find the full text of this and thousands of other resources from leading experts in dozens of legal practice areas in the [UT Law CLE eLibrary \(utcle.org/elibrary\)](https://utcle.org/elibrary)

Title search: The Global Patent Landscape

Also available as part of the eCourse

[2018 Advanced Patent Law \(Austin\) eConference](#)

First appeared as part of the conference materials for the  
23<sup>rd</sup> Annual Advanced Patent Law Institute session

"The Global Patent Landscape"